



THE ABUSE PREVENTION SYSTEMS SAFETY SYSTEM

Tips for you and your team

Summary of Topics

Creating your Account
Using your Control Panel
Frequently Asked Questions

CREATING YOUR ACCOUNT



Abuse Prevention

Protecting children and those who serve them

Abuse Prevention Systems provides a complete Child Safety System designed to reduce the risk of child sexual abuse.

[Learn More About The Risk](#) [Sign Up](#)

To create your Abuse Prevention Systems (APS) account, go to the [sign-up page](#) on the APS website. Select 'Membership' from the two options.

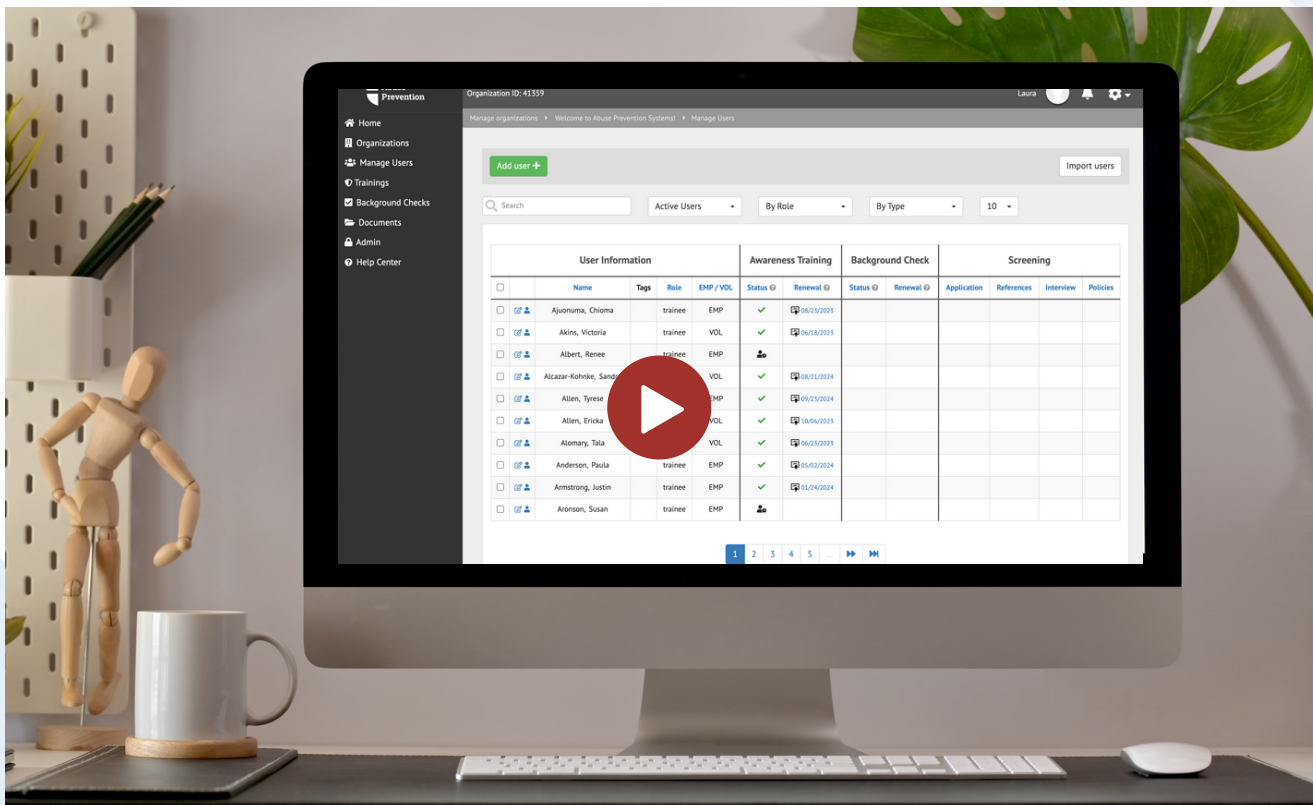
You will be asked to input information about yourself and your organization. On the third and final page of the signup process, you will be asked to provide billing information. This page includes a space to enter a coupon code. Enter the coupon code **i92023** to receive \$100 off your first year's annual fee.

Coupon code

Once you have submitted your billing information, you will have instant access to your new account.

USING YOUR CONTROL PANEL




Learn how to add Users and send Trainings



Video Tour

Begin by viewing a video tour of the Safety System




CREATE USER TAGS

Melissa   

1
















- My account
- Organization information
- Organization settings**
- Back to admin

ers By Tag By Role By Type 50

		Awareness Training		Background Check		Screening			
Role	EMP / VOL	Status ?	Renewal ?	Status ?	Renewal ?	Application	References	Interview	Policies
trainee	EMP	✓	 09/28/2023			✓		✓	
trainee	VOL	✓	 07/12/2023			✓			

User Tags are customizable labels to create organization within your Control Panel. Tags can be something that is specific to your organization such as department, program, or campus.

ORGANIZATION USER TAGS

 Camp 2020	 
 Camp 2021	 
 Nursery	 
 Preschool	 
 Staff	 

Tag Name

2

ADD USERS AND SEND TRAINING

The screenshot shows the Abuse Prevention dashboard for Organization ID: 4243. The left sidebar contains a menu with 'Manage Users' highlighted. The main content area features a green circle with the number '3' and a 'TRAINING STATISTICS' donut chart. The chart is divided into four segments: Completed (Current) at 23.5%, None Assigned at 11.8%, Assigned (Incomplete) at 52.9%, and Needs Renewal at 11.8%.

Category	Percentage
Completed (Current)	23.5%
None Assigned	11.8%
Assigned (Incomplete)	52.9%
Needs Renewal	11.8%

CLICK 'ADD USER'

The screenshot shows the 'Manage Users' page for Organization ID: 4243. A green circle with the number '4' is next to the 'Add user +' button, which is highlighted with a green box. Below the button is a search bar and a table of users.

User Information			
		Name	Tags
<input type="checkbox"/>		Hastings, Laura	Camp 2021, S
<input type="checkbox"/>		Test, Laura	

ADD USERS AND SEND TRAINING

5

Form fields for adding a user and selecting training:

- First name
- Last name
- Email address
- Employee/Volunteer (Select One)
- Role (Trainee)
- Tags (Camp 2020, Camp 2021, Nursery, Preschool, Staff)
- Select Awareness Training Videos (Sexual Abuse Awareness Training, Sexual Abuse Awareness Training - California, Sexual Abuse Awareness Training - Camp, Sexual Abuse Awareness Training - Daycare, Sexual Abuse Awareness Training - Education, Sexual Abuse Awareness Training - Youth Ministry)

Show additional fields +

To send other trainings, go to **Trainings**.

- Enter the Trainee's name and email address
- Select if they are an 'employee' or 'volunteer'
- Select 'Trainee' as the role
- Select a Tag and a Training to send
- Click 'Add User' and repeat process for next Trainee

Select Awareness Training Videos ?

- Sexual Abuse Awareness Training
- Sexual Abuse Awareness Training - California
- Sexual Abuse Awareness Training - Camp
- Sexual Abuse Awareness Training - Daycare
- Sexual Abuse Awareness Training - Education
- Sexual Abuse Awareness Training - Youth Sports

To send other trainings, go to **Trainings**.

Buttons: Cancel, Add user ?



What happens next?

Abuse Prevention Systems will automatically send an email to your Trainees containing a link to the online Training. Your Trainee simply needs to click on the link in the email.

After clicking on the link, your Trainee will be prompted to watch the Sexual Abuse Awareness Training, which is about 1 hour in length. After watching the Training, your Trainee will be prompted to take a short quiz, which is scored online. A score of 70 or better will generate a Certificate of Completion.

Once your Trainee has completed the quiz, an email containing the Certificate of Completion will be sent to the Trainee and you, the Safety System Administrator. The online Control Panel will also update to reflect the completion and calculate the renewal date for the Training.

If the Training is not completed in a reasonable time period, check with your Trainee to determine if there is a problem, or simply resend the Training link. You can also enable renewal reminders in your Training Settings.

Awareness Training			
Role	EMP / VOL	Status ?	Renewal ?
trainee	EMP	✓	📅 09/28/2023
trainee	VOL	✓	📅 07/12/2023
trainee	VOL	✓	📅 01/01/2023
supervisor	EMP	✓	📅 10/10/2022

FREQUENTLY ASKED QUESTIONS



How efficient is the email system?

Very efficient! APS sends tens of thousands of links per month and over 95% of them get to the Trainee the 1st time.

How are we billed?

For any trainings, background checks, or future annual fees, APS bills on the first of each month for the previous month's usage.

Why might a trainee not receive the email?

Incorrect email addresses account for the majority of errors. However, because this is a *child sexual abuse* Training, some spam filters send the email to junk or block the email altogether.

Can I send the link to any email address?

Yes, you can send the link to any email. You can forward it; copy and paste the link; whatever you need to do. Just remember the Training link is specific to one Trainee and that Trainee must complete the Training using his or her own link.



Need help?

Check out our
[Help Center](#)

Still need help?

Give the
APS office a call
or send us an
email or chat!



Hours:
M-TH 9am-5pm
Central
F 9am-3pm
Central



Support@AbusePreventionSystems.com



833-737-7233 Toll Free